
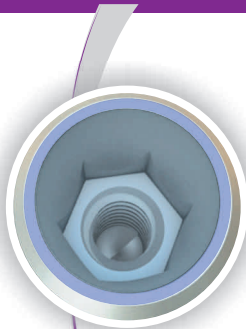


# Wane CORE



*Decoding the future*




### Conical Connection :

Ensures a Secure fit with abutment, eliminates micro movements reducing bone loss at crestal level.



### Coronal Threads :

Enhances primary stability and preserves the crestal bone.



### Body Threads :

In addition to SLA surface, dual thread design increases surface area which leads to higher bone to implant contact (BIC).



### Apical Taper :

Enable to easily place the implant into osteotomy thereby completely securing placement.

### Connection :









Internal hex conical connection with screw retained abutments.  
Available in two platform switching of 2.8 & 3.4 mm for 3.5/3.9 & 4.3/5.0 platform respectively.


<b>Diameters</b>	3.5	3.9	4.3	5.0
------------------	-----	-----	-----	-----

<b>Lenghts</b>	8.0	10.0	11.5	13.0	15.0
----------------	-----	------	------	------	------


Dimensions in mm

# Prosthetics


Type of Abutment		Connection	Emergence	Gingival Height	Abt. Height
	<b>Hollow Abutment</b>	3.25/3.5/3.9	3.5/4.0/5.0	0.75/1.5/2.5/3.5	5.5/7.0
		4.3/5.0/5.5	4.0/5.0/6.0	0.75/1.5/2.5/3.5	5.5/7.0
	<b>Angled Abutment (15°/25°)</b>	3.25/3.5/3.9	3.5/4.0/5.0	0.75/1.5/2.5/3.5	6.4
		4.3/5.0/5.5	4.0/5.0/6.0	0.75/1.5/2.5/3.5	6.4
	<b>Ball Abutment</b>	3.25/3.5/3.9	3.5	0.0/0.75/1.5/2.5/3.5	3.0
		4.3/5.0/5.5	4.0	0.0/0.75/1.5/2.5/3.5	3.0
	<b>Ti-Base Abutment</b>	3.25/3.5/3.9	Hex/Non Hex	0.75/1.5/2.5/3.5	-
		4.3/5.0/5.5	Hex/Non Hex	0.75/1.5/2.5/3.5	-
	<b>Castable Abutment</b>	3.25/3.5/3.9	Hex/Non Hex	-	-
		4.3/5.0/5.5	Hex/Non Hex	-	-
	<b>Straight Multi Abutment</b>	3.25/3.5/3.9	4.8	0.75/1.5/2.5/3.5	2.2
		4.3/5.0/5.5	4.8	0.75/1.5/2.5/3.5	2.2
	<b>Angled Multi Abutment (17°/30°)</b>	3.25/3.5/3.9	4.8	0.75/1.5/2.5/3.5	2.2
		4.3/5.0/5.5	4.8	0.75/1.5/2.5/3.5	2.2
	<b>Gingival Former</b>	3.25/3.5/3.9	3.5/4.0/5.0	0.75/1.5/2.5/3.5	3.0
		4.3/5.0/5.5	4.0/5.0/6.0	0.75/1.5/2.5/3.5	3.0




**Transfer Coping Open Tray**  
: Available in :  
3.25/3.5/3.9 4.3/5.0/5.5




**Transfer Coping Open Tray Multi Abutment**  
: Available in :  
3.25/3.5/3.9 4.3/5.0/5.5




**Lab Analog - Implant**  
: Available in :  
3.25/3.5/3.9 4.3/5.0/5.5



**Transfer Coping Close Tray**  
: Available in :  
3.25/3.5/3.9 4.3/5.0/5.5



**Transfer Coping Close Tray Multi Abutment**  
: Available in :  
3.25/3.5/3.9 4.3/5.0/5.5



**Lab Analog - Multi Abutment**  
: Available in :  
3.25/3.5/3.9 4.3/5.0/5.5

**Prosthetics** : Wide Range of abutments for fixed, fixed-detachable and screw retain prosthetics.



**Surgical Kit (HYBRID)**



**Surgical Kit (COMPLETE)**

# Wane CORE

**Surgical Motor**



## Specifications

- |                            |                      |
|----------------------------|----------------------|
| • Overload Protection      | • 30-50000 Rpm Speed |
| • 20:1 Reduction           | • 5-55 Ncm Torque    |
| • 10 Programmable memories | • 8 Gear Ratios      |
| • Dual Operation           | • 4 Water Speeds     |

